

RAFIKI

Världen är full av nya kompisar!

Storyboard

Planera din film





Vi har valt att berätta om artikel nummer: ____


Tagning 1 – Berätta vad artikeln handlar om.

A large, empty rounded rectangular box with a thick teal border, intended for writing a summary of the article.A series of ten horizontal black lines on a white background, providing a space for writing a summary of the article.

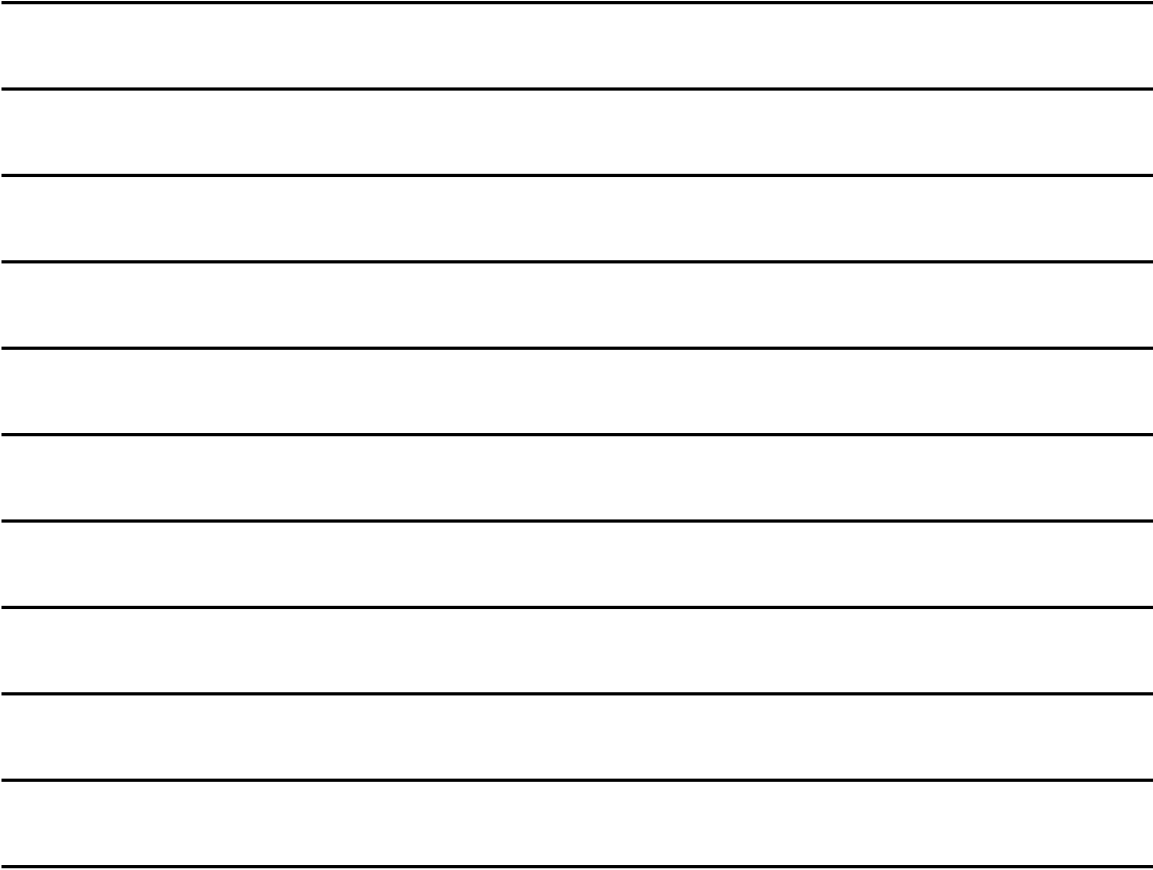
Tagning 2-4: Ge exempel på när ni använder er av denna rättighet

A large, empty rounded square box with a thick teal border, intended for drawing or writing an example.




A large, empty rounded square box with a thick teal border, intended for drawing or writing an example.

A large, empty rounded square box with a thick teal border, intended for drawing or writing an example.

Tagning 5 – Berätta varför rättigheten är viktig för barn

A large, empty rounded rectangular box with a thick magenta border, intended for drawing or writing.A series of ten horizontal black lines for writing, positioned to the right of the drawing box.

Tagning 6-8 – Ge gärna exempel på varför den är viktig för barn

A large, empty rounded square box with a thick pink border, intended for drawing or writing.A large, empty rounded square box with a thick pink border, intended for drawing or writing.A large, empty rounded square box with a thick pink border, intended for drawing or writing.

Tagning 10-12 – Hur använder barn i andra länder denna rättighet? Exempel finns på rafiki.se.

A large, empty rounded square box with a thick blue border, intended for drawing or writing.

A large, empty rounded square box with a thick blue border, intended for drawing or writing.

A large, empty rounded square box with a thick blue border, intended for drawing or writing.



Tagning 13 – När rättigheterna kränks: Vad *kan* barn göra? Vad är **vuxnas ansvar att göra**?

Tagning 14-16 – När rättigheterna kränks: Ge exempel på vad **barn** *kan* göra och vad **vuxna** *måste* göra

A large, empty rounded square box with a thick green border, intended for writing an example of what children can do.

A large, empty rounded square box with a thick green border, intended for writing an example of what adults must do.

A large, empty rounded square box with a thick green border, intended for writing an example of what children can do.
